

How to USE the code box to Calculate the Code


www.hominggame.com

sales@hominggame.com

whatsapp:+8618688409495

When Times Up or Want to change some setting need clear code .so how to use the pink coder box to calculate the code. The operation is as follows:

1. Press the system button enter the system setting.



2. when Press 2 times to Game setting screen to change setting.(if just times up just press 1 times to Log code screen)



How to USE the code box to Calculate the Code

3. after change setting ,choose "Save and Quit/Exit".and will enter into the Log Code screen .like the following:

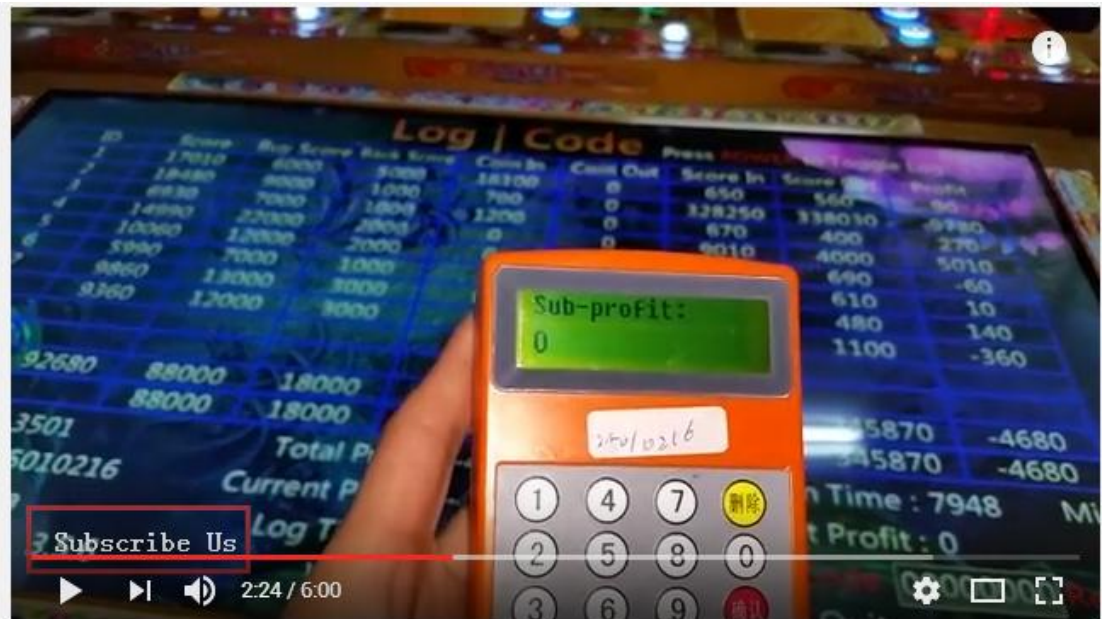


4. So can use the pink color coder box to calculate.



5. Powr on the coder box. Will shows"Sub-profits"

How to USE the code box to Calculate the Code



6. and then choose "Single"



7. after choose "Single" press "确定/Confirm" button. will go next "Count"

How to USE the code box to Calculate the Code



7. Press “确定/CONFIRM” again.will shows the following pictures:



As per the 55' LCD shows number ,input the correct total profits

How to USE the code box to Calculate the Code



“-4680”



8. After input the correct total profits, pls press the “确认 /CONFIRM” button to go to the next.-“Current profits”

How to USE the code box to Calculate the Code



As per the LCD monitor shows the current profits.



Current profits"-4680"

How to USE the code box to Calculate the Code



9. after input the correct current profits press "确定/CONFIRM" button to go to the next. Will shows the relevant machine No.

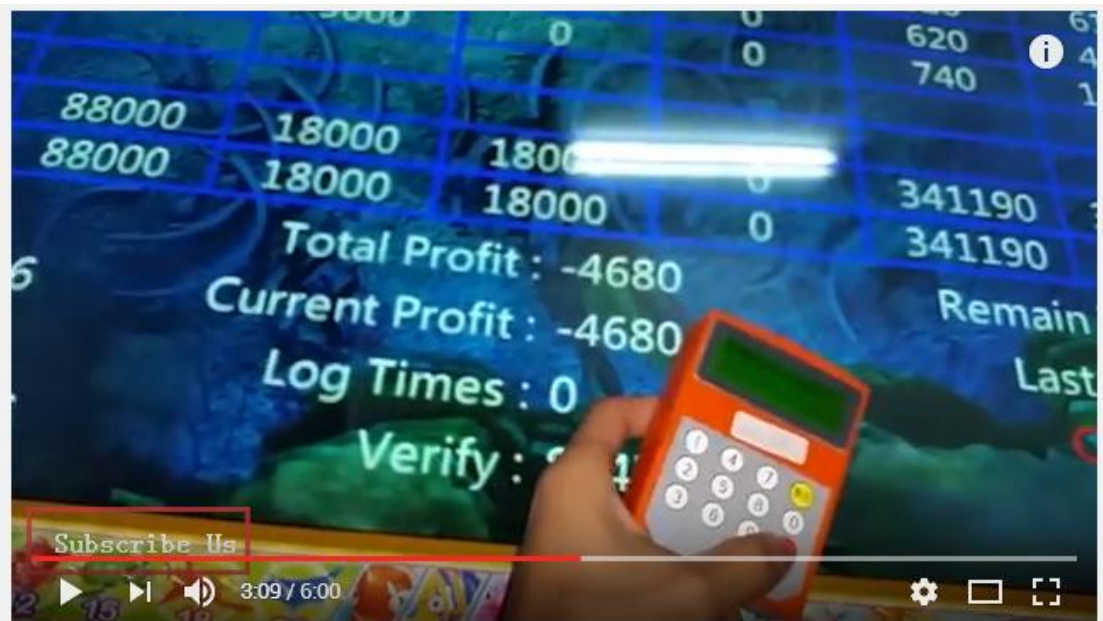


10. press "确定/CONFIRM" ,will shows the "Count times"

How to USE the code box to Calculate the Code



Check the Monitor the correct count times(Log times No.-"0")



How to USE the code box to Calculate the Code

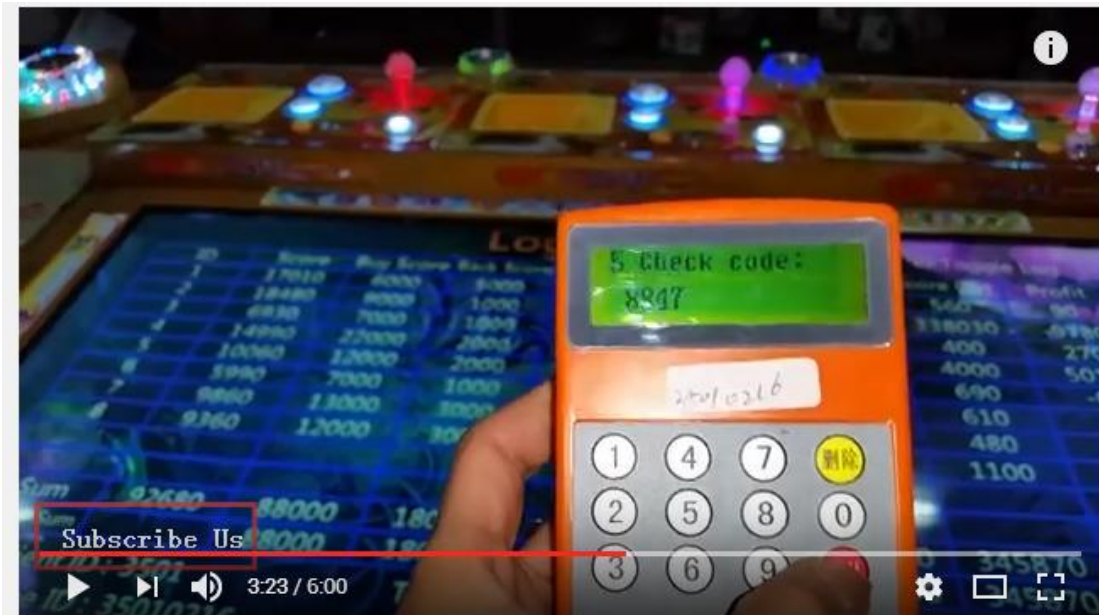


11. press "确定/CONFIRM" button to go to the next"Check code"



You can find the check code in monitor shows"Verify" No.-8847.

How to USE the code box to Calculate the Code



11. press “确定/CONFIRM” button to go to the next.No.6
press the “+” button to choose the “Clear” option.



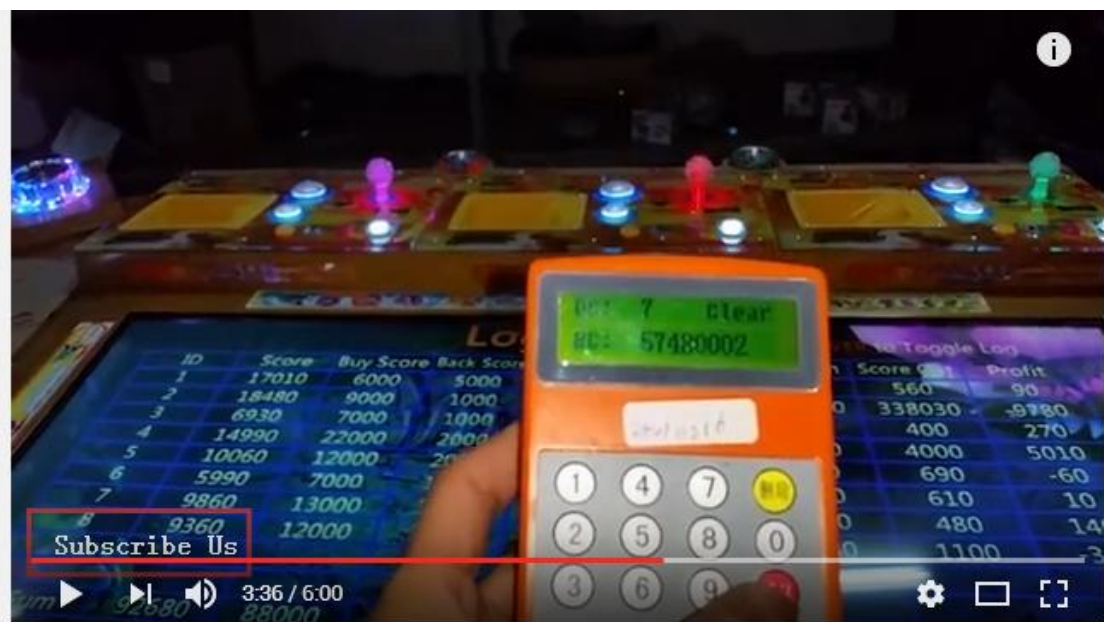
And press 确定/CONFIRM” button again.

You can change the difficulty.

How to USE the code box to Calculate the Code



12. when finish ,press"Confirm button" to go to the next.will shows the following pictures:



BC No. is right code-"57480002"

How to USE the code box to Calculate the Code



USE The table joystick(machine 1 position can control) to fill in this number.



When finish fill ,pls press the “Shoot” button to confirm. Will shows “Effect”Just choose “quit” to exit.

And then finish setting or add timer